


HOME LEARNING PACKET

Picture Books

Home Practice

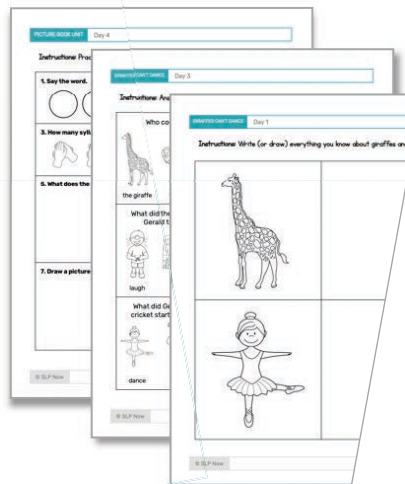
Grumpy Mon



SLP now

Home Practice


Giraffes Can't Dance



SLP now

Home Practice

Dragons Love Tacos



SLP now

SLP now

Dear Parents,

This packet includes three weeks of activities to help your child continue working towards his/her speech therapy goals.

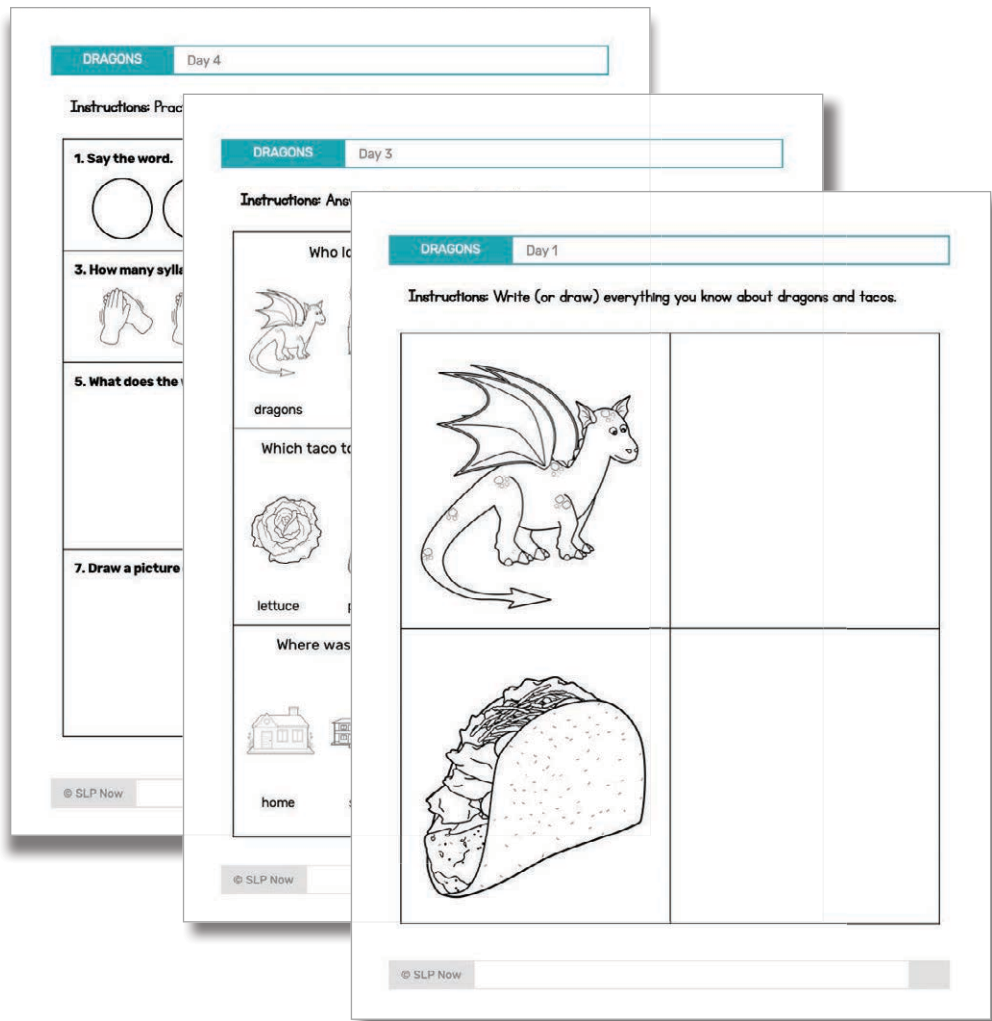
Please complete these pages with your child, as he/she will likely need support to complete the activities included in this packet.

Here is a recommended schedule:

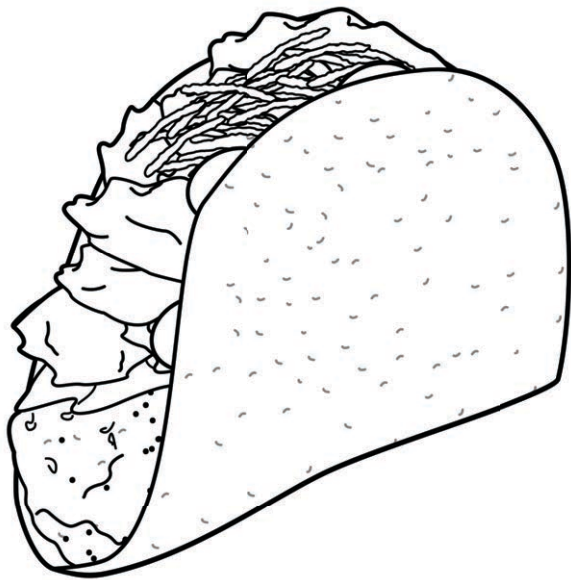
<i>Dragons Love Tacos</i>	<i>Giraffes Can't Dance</i>	<i>Grumpy Monkey</i>
Week 1, Day 1 <ul style="list-style-type: none"> ○ Day 1 Worksheet 	Week 2, Day 1 <ul style="list-style-type: none"> ○ Day 1 Worksheet 	Week 3, Day 1 <ul style="list-style-type: none"> ○ Day 1 Worksheet
Week 1, Day 2 <ul style="list-style-type: none"> ○ Read the Book (If you don't have the book, you can search for a video on YouTube.) 	Week 2, Day 2 <ul style="list-style-type: none"> ○ Read the Book (If you don't have the book, you can search for a video on YouTube.) 	Week 3, Day 2 <ul style="list-style-type: none"> ○ Read the Book (If you don't have the book, you can search for a video on YouTube.)
Week 1, Day 3 <ul style="list-style-type: none"> ○ Day 3 Worksheet 	Week 2, Day 3 <ul style="list-style-type: none"> ○ Day 3 Worksheet 	Week 3, Day 3 <ul style="list-style-type: none"> ○ Day 3 Worksheet
Week 1, Day 4 <ul style="list-style-type: none"> ○ Day 4 Worksheet 	Week 2, Day 4 <ul style="list-style-type: none"> ○ Day 4 Worksheet 	Week 3, Day 4 <ul style="list-style-type: none"> ○ Day 4 Worksheet
Week 1, Day 5 <ul style="list-style-type: none"> ○ Day 5 Worksheet 	Week 2, Day 5 <ul style="list-style-type: none"> ○ Day 5 Worksheet 	Week 3, Day 5 <ul style="list-style-type: none"> ○ Day 5 Worksheet

Home Practice







Dragons Love Tacos





Instructions: Write (or draw) everything you know about dragons and tacos.



Instructions: Answer the questions about the story.

<p>Who loves tacos?</p>  <p>dragons boys firefighters</p>	<p>How do dragons feel about taco parties?</p>  <p>sad angry excited</p>
<p>Which taco topping do dragons like?</p>  <p>lettuce pepper bananas</p>	<p>Which taco topping do dragons like?</p>  <p>tomatoes cherries salt</p>
<p>Where was the taco party?</p>  <p>home school playground</p>	<p>What happened at the taco party?</p>  <p>There was a fire. They sang. They slept.</p>

Instructions: Practice using the word GIGANTIC.

<p>1. Say the word.</p> 	<p>2. Write the word.</p>
<p>3. How many syllables does it have?</p> 	<p>4. Find the word in the book.</p>
<p>5. What does the word mean?</p>	<p>6. Find an example of something that is GIGANTIC.</p>
<p>7. Draw a picture of the word.</p>	<p>8. Write a sentence using the word.</p>

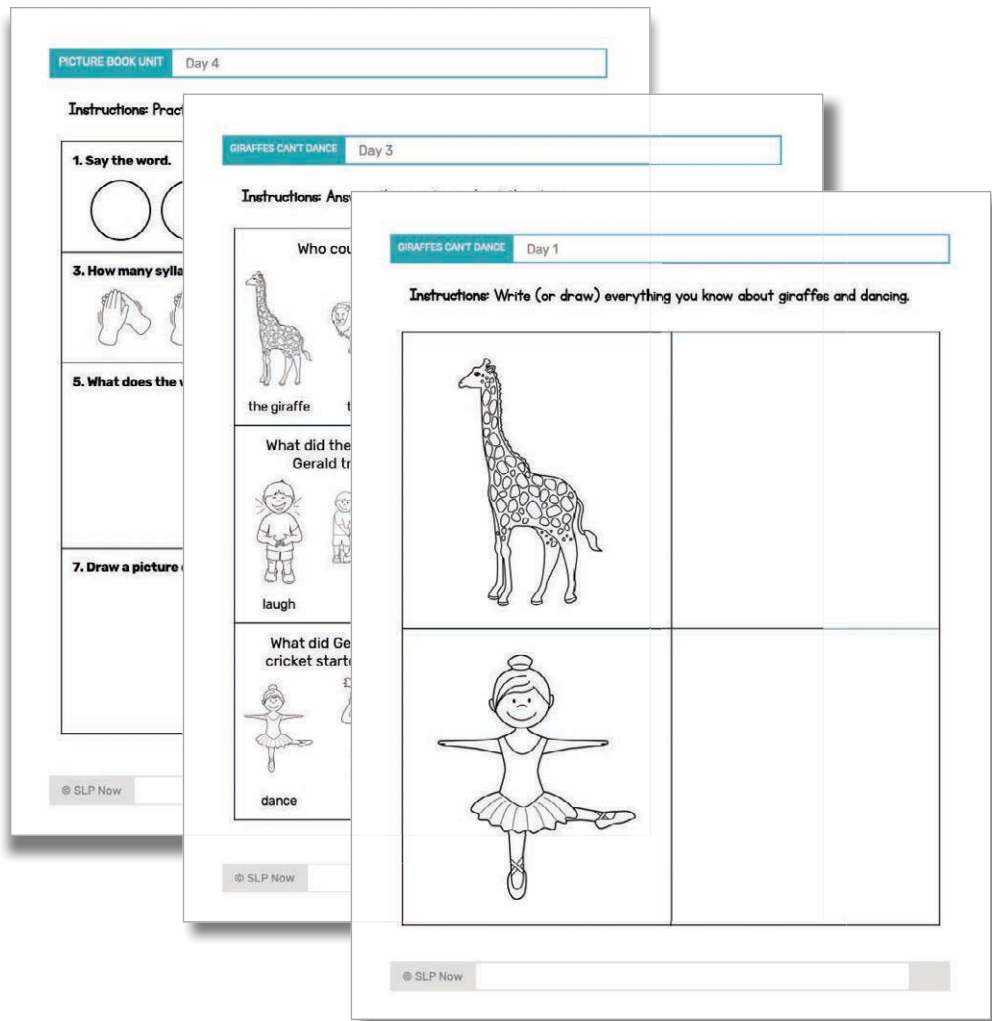
Instructions: Before you take a turn, describe a picture in the book. Then, roll the dice and color in the corresponding parts of the dragon.

1	2	3	4	5	6
head	neck	wings	tail	body	legs

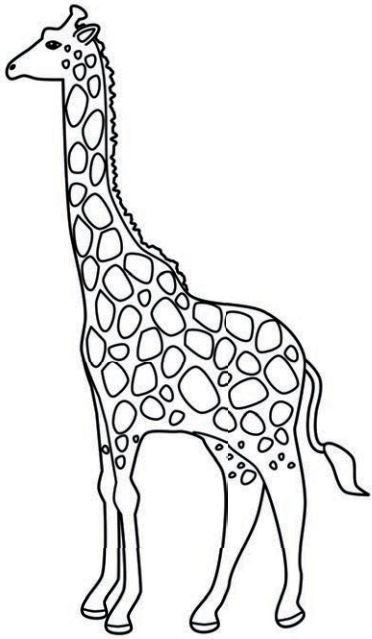


Home Practice



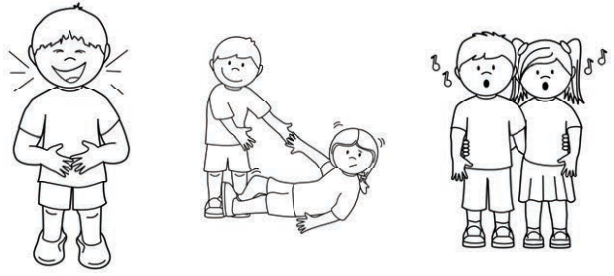
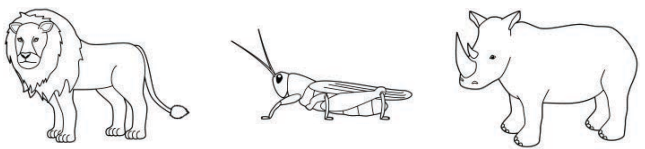


Giraffes Can't Dance





Instructions: Write (or draw) everything you know about giraffes and dancing.



Instructions: Answer the questions about the story.

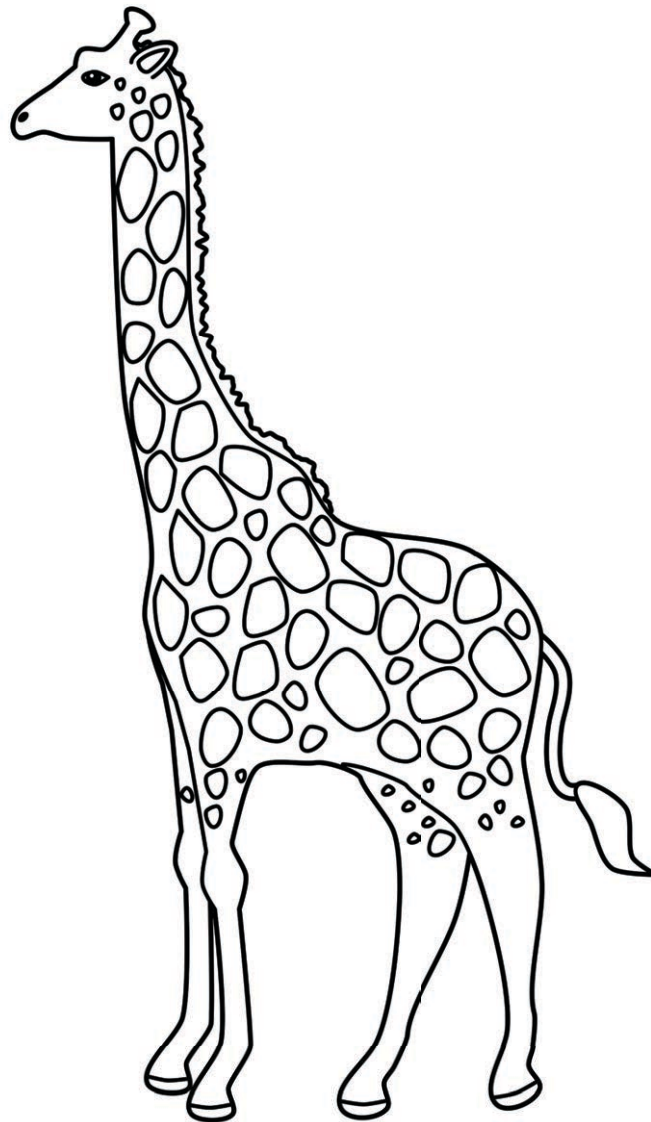
<p>Who couldn't dance?</p>  <p>the giraffe the lion the rhino</p>	<p>How did Gerald feel at the Jungle Dance?</p>  <p>sad happy surprised</p>
<p>What did the animals do when Gerald tried to dance?</p>  <p>laugh help sing</p>	<p>Who helped Gerald?</p>  <p>the lion the cricket the rhino</p>
<p>What did Gerald do when the cricket started playing music?</p>  <p>dance cry watch</p>	<p>How did Gerald feel at the end of the story?</p>  <p>sad happy surprised</p>

Instructions: Practice using the word CLUMSY.

<p>1. Say the word.</p> 	<p>2. Write the word.</p>
<p>3. How many syllables does it have?</p> 	<p>4. Find the word in the book.</p>
<p>5. What does the word mean?</p>	<p>6. Find an example of someone who is CLUMARY.</p>
<p>7. Draw a picture of the word.</p>	<p>8. Write a sentence using the word.</p>

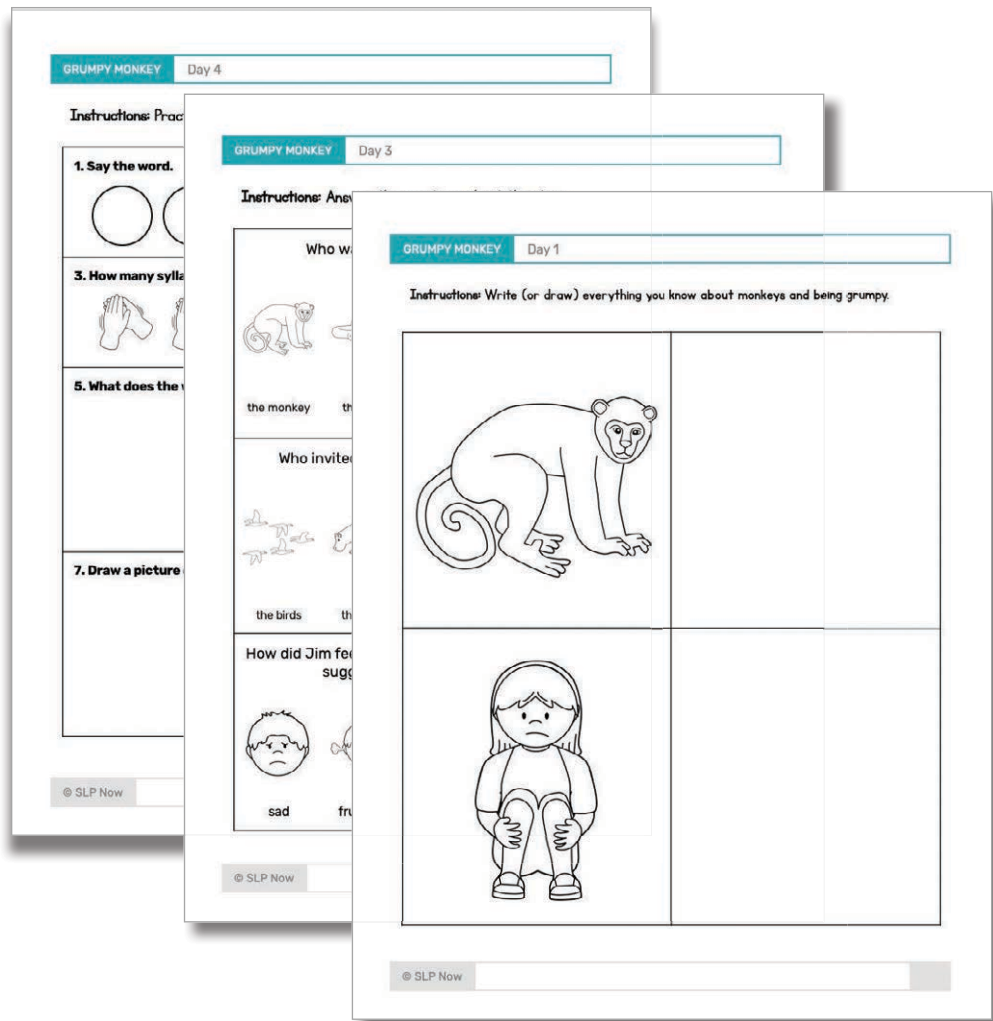
Instructions: Before you take a turn, describe a picture in the book. Then, roll the dice and color in the corresponding parts of the giraffe.

1	2	3	4	5	6
head	neck	ears	tail	body	legs




Home Practice

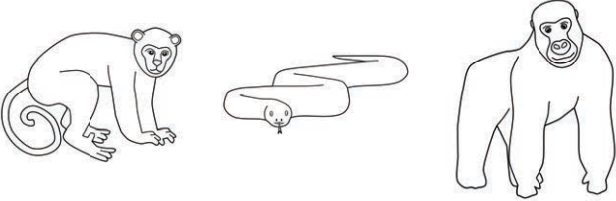





Grumpy Monkey





Instructions: Write (or draw) everything you know about monkeys and being grumpy.



Instructions: Answer the questions about the story.

<p>Who was grumpy?</p>  <p>the monkey the snake the gorilla</p>	<p>Who invited Jim to sing?</p>  <p>the birds the hippos the monkeys</p>
<p>Who invited Jim to swing?</p>  <p>the birds the hippos the monkeys</p>	<p>Who invited Jim to hug someone?</p>  <p>the birds the hippos the snake</p>
<p>How did Jim feel about the animal's suggestions?</p>  <p>sad frustrated excited</p>	<p>Who did Jim talk to at the end of the story?</p>  <p>the hippo the snake Norman</p>

Instructions: Practice using the word AGREE.

<p>1. Say the word.</p> 	<p>2. Write the word.</p>
<p>3. How many syllables does it have?</p> 	<p>4. Find the word in the book.</p>
<p>5. What does the word mean?</p>	<p>6. Find an example of something that you AGREE with.</p>
<p>7. Draw a picture of the word.</p>	<p>8. Write a sentence using the word.</p>

Instructions: Before you take a turn, describe a picture in the book. Then, roll the dice and color in the corresponding parts of the monkey.

1	2	3	4	5	6
head	ears	face	tail	body	legs

